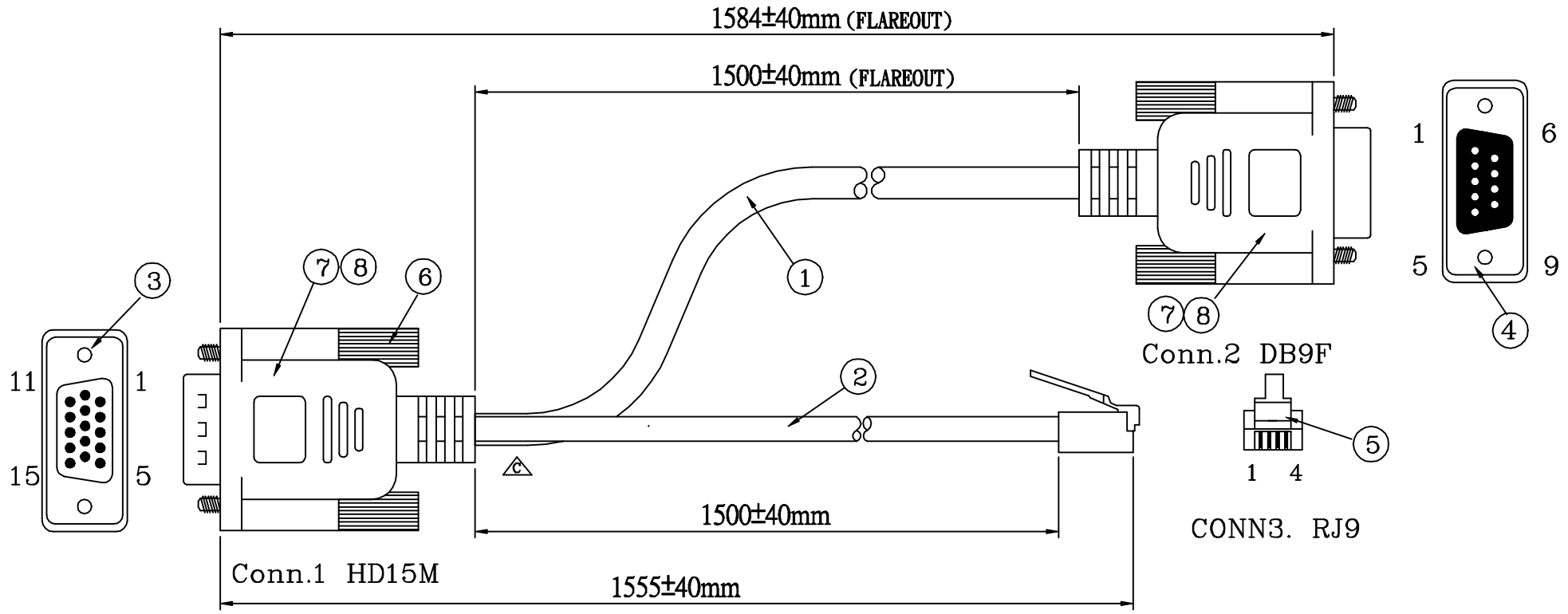


REV	date	DESCRIPTION	design	approval
△C	2000.5.22	變更9C線與4C線之放置位置		
△D	2002.6.18	變更圖面版本格式並增加標注		



Electronic Test:

1. Contact Resistance: 2.0 ohm Max
2. Insulation Resistance: 10 Mohm Min
3. Hit-Pot: 300V DC/10ms

⑧	90-45008	OUTSIDE MOLDED PVC COLOR: PMS : 422U	26/1000	kg
⑦	91-01001	INSIDE MOLDED: PE	10/1000	kg
⑥	86-20034	SCREW: 4#-40 E23.5 422U	4	pcs
⑤	75-04004	RJ9 4P4C ASS'Y 3U"	1	pcs
④	71-09002	DB 9P FEMALE SOLDER TYPE BLUE	1	pcs
③	71-15009	HD 15P MALE SOLDER TYPE(FULL PIN) BLUE	1	pcs
②	61-04004	CABLE : NON-UL 28AWG 4C SINGLE SHIELD JACKET COLOR : PMS : 422U OD:4.0±0.15mm.	1.55	m
①	61-09004	CABLE : NON-UL 28AWG 9C SINGLE SHIELD JACKET COLOR PMS : 422U OD:5.2±0.15mm.	1.58	m
NO	P/N	DESCRIPTION	Q'TY	unit

Adactus		DESCRIPTION		HD15M/DB9F/RJ9-1.5M	
		PART No.		110915093021	
DRAW		DWG. No.		REV.	D
CHECK		DATE		2002.6.18	SCALE 1:1
APP.		SIZE	A4	UNIT	mm
				SHEET	1/2

REV	date	DESCRIPTION	design	approval
△C	2000.5.22	變更9C線與4C線之放置位置		
△D	2002.6.18	變更圖面版本格式並增加標注		


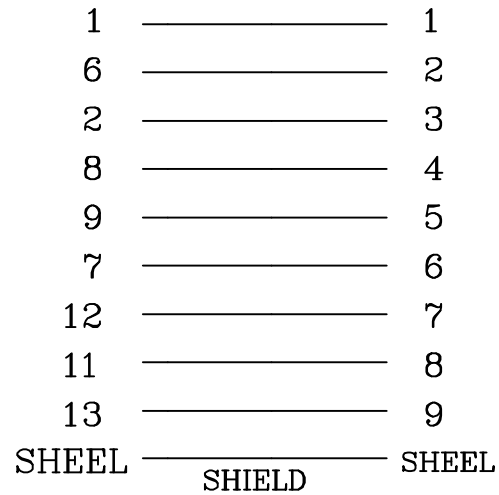
Pin Assignment

Conn.1 HD15M

Conn.2 DB9F

Conn.1 HD15M

Conn.3 RJ9



Adactus		DESCRIPTION		HD15M/DB9F/RJ9-1.5M	
		PART No.		110915093021	
DRAW		DWG. No.		REV.	D
CHECK		DATE	2002.6.18	SCALE	1:1
APP.		SIZE	A4	UNIT	mm
		SHEET	2/2		